




HOW TO:

RESPECT WILDLIFE & HANDLE YOUR "BUSINESS" WHILE EXPLORING WITH ETIQUETTE

We all need to do our part to keep these places pristine and accessible for future generations. To do this, it's important to leave the land in as good or better shape than how we found it.

THE 7 LEAVE NO TRACE PRINCIPLES



Plan ahead
and prepare



Travel and camp
on hard or durable
surfaces



Discard of
waste properly



Leave what
you find



Minimize the
impact of
campfires



Respect
wildlife



Be considerate
of other visitors

If you pack it in, pack it out, and always be sure to stay on designated trails. Our alpine environments have short growing seasons and are very fragile, so always ride or hike on the path.

The chances of encountering wildlife are high, but the prospect of human-wildlife conflict is small. Still, it pays to be prepared. Here's some quick points on what to do in case of a surprise encounter:

MOOSE

- Back away and speak in a calm, low tone
- Be prepared to get behind a tree or large rock
- Put dogs on a leash
- Never get between a moose and its calf

ELK

- Give at least 30 metres of space
- Keep dogs and children close
- Maintain eye contact and back away to get behind a large object
- In spring, avoid lone calves and female elk
- In fall, never get between a male and female elk

COUGARS

- Make yourself look big and make noise
- Maintain eye contact but back away slowly
- Give them room to exit
- Keep dogs and kids close

COYOTES

- Wave your arms, throw rocks or sticks, and make noise
- Keep small dogs close
- Be prepared to stand your ground

WOLVES

- Make yourself look big and make noise
- If in a group, act in unison to appear as a pack
- Throw sand or rocks if they continue to approach

WOLVERINES

- Chances of seeing and encountering wolverines are slim
- Stand your ground and be prepared for a bluff attack

BEARS


There are two types of bears you might commonly meet – grizzly bears, identified by their shoulder hump, concave face, and rounded ears and black bears – with their straight faces, tall ears, and much smaller size.

- Make noise by using loud voices so the bear has a chance to get away before you even see it
- For either type of bear, stay calm and get your bear spray out
- Say 'heh bear' in a non-threatening voice, back away slowly but never run
- If in a group, stay together, keep your packs on and wait for the bear to leave or make a cautious detour around it
- If it's a black bear, make yourself look big
- Never run or climb a tree, as they're great climbers
- In case of a defensive attack (the most common), use your bear spray
- If the bear continues to attack, play dead. Lie on your stomach, legs apart and hands behind your neck for protection
- If the attack lasts longer than a few minutes, it's predatory and you need to fight back with whatever you have. Predatory attacks are exceedingly rare.

WHAT TO DO

WHEN YOU ENCOUNTER WILDLIFE


OUTDOOR ADVENTURES WITH YOUR DOG



LEASH


Outdoors, respect leash laws where they exist – and where they don't, be sure your dog is well-behaved and under voice control at all times.

Consider a GPS tracking option for dogs that like to wander.



SKUNK

If your dog gets too close to a skunk or porcupine, it is not life-threatening. Hopefully, you have the wherewithal to know how to remove quills – or the ability to get to a vet in short order.



LARGE ANIMALS

If your dog takes off after a bear or moose, it might bring it back to you, putting your life in danger. You better be ready with the bear spray! No large animal needs the stress of being chased by a dog either.



PERSONAL HYGIENE

There's nothing worse than coming across used toilet paper and old business at a pretty campsite. Here's what you should do when you have to go, and there isn't necessarily an outhouse.

1.

Choose a site that is a minimum of 60 m away from a trail, campsite, or a particularly beautiful area.

2.

Select a spot that has good soil and organic matter and dig a cathole 15-20 cm or 6-8 inches deep.

3.

Do your business in the hole, in the squatting position while balancing yourself on a nearby object with your shorts or pants just partially pulled down – so you don't lose your balance!

4.

When you're finished, fully cover the cathole with dirt and organic matter along with any toilet paper if it can't be packed out. The cathole needs to be completely covered, so both animals and humans never find your business on the bottom of their paws.

A better alternative to burying toilet paper is to pack it out. Fold what you've used in half and throw it along with any feminine hygiene products in a Ziploc bag. Dispose of it properly once at home. If you happen to forget some TP, sourcing organic matter to clean-up isn't the worst option. But, if there is poison ivy in the area, be sure you know what it looks like, or you'll come to regret it.

SCAN THIS QR CODE TO DOWNLOAD THIS GUIDE TO YOUR PHONE OR TO LEARN MORE ABOUT HOW & WHERE YOU CAN TRAVEL RESPONSIBLY IN BC

